



OUTCREATE


OUTSOLVE

SURVIVOR

GT

OUTTHINK

Preparing for the Trip



Buses



- Follow up with transportation the week before your trip to confirm
 - 9:00 am Departure from your Campus
 - Address for Eisenhower Park (19399 NW Military Hwy, San Antonio, TX 78257)
- Print at least two School Signs for each bus you will have.
- Get your driver's name and phone number and give them yours
- Please let your driver know that he/she will be picking you up from the same location they dropped you off. Buses must park off site.
- Call your bus driver immediately after team challenge and lunch are finished.
- 1:15 pm estimated departure from the park, which should put campus arrival at or before 2:00 pm

Prep For the Day



- Notify cafeteria at least 2 weeks in advance
 - Give counts at least a week before the trip
 - Plan on bringing an ice chest for lunches as all supplies can be stored in the Mass Pavilion.
 - Highly recommend disposable lunch bags and containers.
- Contact Nurse at least 2 weeks in advance
 - Provide list of students attending trip
 - Be sure to pick up first aid kit and any student medications needed
- Give your phone number to the front office staff in case they need to reach you.
- Make sure admin. and classroom teachers know the field trip date ahead of time, and that you will be off-campus Tuesday, Wednesday, and Thursday of your week. The field trip will be students' GT time for the week.

Chaperones




- Background check must be completed for anyone with students
- Prep Chaperones - Chaperone Letter
 - Expected to keep track of a group of students and follow all instructions provided, including eating lunch with their students and walking the entire park with their group.
 - Compile a list of names and cell numbers for all adults so you can contact during the day, including your number.
 - You may want to designate one adult as the lead chaperone per group. There will only be one green folder per student group.

Students



- Permission Slips must be signed and returned prior to the trip.
(Spanish)
- Assign students to groups before the trip. Preparations are only being made for the number of groups your school is allotted.
 - Systems Field Trip Dates
 - Can be grouped by grade level OR mixed grade levels
- Other than optional water bottle, students won't need anything on the trails. Lunch boxes will be kept at the Mass Pavillion.

Overview of the Trip




What is Survivor GT?

- Student **tribes** will complete challenges that are related to Earth systems, biological systems, physical systems, and number systems while walking through beautiful Eisenhower Park.
- Each completed task will earn tribes coveted supplies to use in the **final team challenge** before the conclusion of the field trip. The final challenge requires tribes to build a shelter with certain requirements using only the supplies they earned throughout the day.
- Students can earn additional supplies by finding hidden “Tree Mail” cans along the routes. These cans will remain in play for all groups to have a chance to find.
- Students will have to work together to accomplish each task and should be doing all of the thinking and working!



Station Specifics



Overview



- Begin and end at the Mass Pavilion
 - Restrooms and easy drop off/pickup location
 - Final challenge and lunch will be here
- Each group will have a different starting location
- Each group will be given a canvas bag with a folder that should be carried by the chaperone
- Groups will complete each station in **ALPHABETICAL** order from their starting location
- There are 17 stations across the park, each assigned a letter of the alphabet A-Q
- Each station has an activity to complete before moving to the next location
- Chaperones should ensure that all students have a chance to participate

Map of Locations

- A - Sudoku
- B - Food Web Cubes
- C - Sundial
- D - Hydrology
- E - Nature Transformation
- F - Mashup Math
- G - Periodic Table Riddle
- H - Windmill Whirly Birds
- I - Water Cycle Puzzle
- J - Popsicle Balancing
- K - Nature Grid Logic
- L - Build a Nest
- M - Scat Identification
- N - Human System
- O - Directional Challenge
- P - Traffic Jam
- Q - Hexagonal Thinking



Sudoku


Students need to know:

How to play 9x9 Sudoku

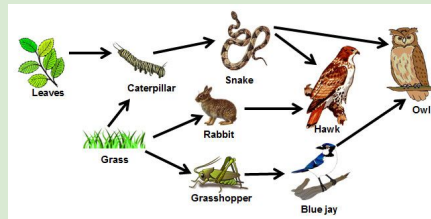
1	4	6	7	9	2	3	8	5
2	5	8	3	4	6	7	9	1
3	7	9	5	8	1	4	6	2
4	3	7	9	1	5	8	2	6
5	8	1	6	2	7	9	3	4
6	9	2	4	3	8	1	5	7
7	1	3	2	6	9	5	4	8
8	2	4	1	5	3	6	7	9
9	6	5	8	7	4	2	1	3

Food Web Cubes

Students need to know:

Producer, consumer, omnivore 

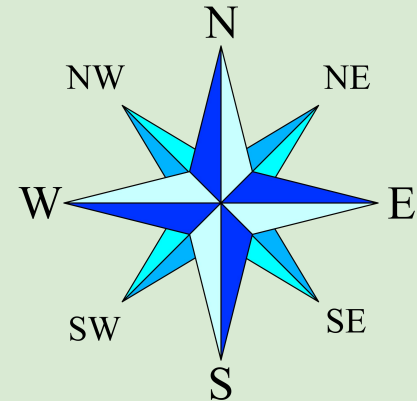
How energy flows through a food web



Sundial

Students need to know:

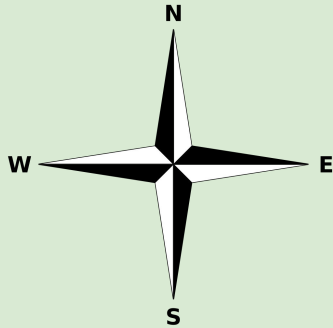
Basic cardinal directions



Directional Challenge

Students need to know:

Cardinal directions and how to unscramble letters to make a word



Traffic Jam

Students need to know:


How to work together as a team to achieve a goal




Hexagonal Thinking

Students need to know:

How to make and explain connections between ideas and concepts



Day of the Trip with Students



General Information




- Start and End at Mass Pavilion
 - Welcome Ceremony - 10:00 am (groups may ONLY start after welcome ceremony)
 - Stations Close - 11:55 am (unfinished groups MUST stop and proceed to Mass Pavilion)
 - Locate your assigned tables and ensure groups and chaperones know where to meet
 - Final challenge & Lunch - 12:00 pm - 1:00 pm
 - Estimated Pickup Time at Mass Pavilion - 1:15 pm
- Green Folders
 - Each tribe will have a GREEN FOLDER in a canvas bag. Provide chaperones a list of their assigned students to add to their folder, along with a way to contact you! This folder will contain everything needed for their successful completion of the stations.
 - Only 1 prepared folder per tribe...**THIS IS WHY** the team numbers are set ahead of time
 - Green folders and canvas bags will be returned at the end of the Final Challenge

Specialist Responsibilities




- GT Specialists do not need to be assigned a group, if you have enough chaperones. You can float between teams and be a support! (i.e. Provide restroom breaks for Station Supervisors)
- You will be the judge of your students' final challenge with assistance from station supervisors. There will not be a prize, just the satisfaction of completing the challenge.
- At the end of the final challenge please collect from your teams: binder clips, clothes pins, tribe bag and all green folders return to the Supply Exchange.
- Take lots of pictures and videos!
 - Tweet/Instagram/Facebook
 - #NISDSurvivorGT
 - @NISDGTA

Station Supervisors Days of Volunteering



General Info



- What to Bring:
 - Wear your Survivor shirt, GT shirt, or solid color shirt. You will be provided with a green lanyard upon arrival each morning.
 - Bring a FULLY CHARGED phone. This will be your way to contact Katie for relief or questions.
 - Bring your lunch and water, a hat, sunglasses, and comfortable shoes.
 - Consider bringing a camping chair (perfect opportunity to use your new NISD GT chair!)
- GT Specialists will be at Eisenhower Park for 3 days during your assigned week
 - 1 day with your students
 - 2 days as a Station Supervisor
- Every person will have an assigned job for the day

What do I need to know?



- Meet at Eisenhower Park by 8:30 AM. Park in the lot to the right after entering the park.
- Katie will review day-of instructions prior to schools arriving for the day.
- Set up your station with the marker clearly visible. Be set up and ready by 9:45 AM.
- If students have been struggling with a task for more than 6-8 minutes, you may give them a nudge in the right direction.
- Lunch is after stations close, when the whole group is at the large pavilion.
- If you are unsure or have any questions, please refer to the Station Supervisor binder or text Katie.

Questions??

