

S.C.A.M.P.E.R.

CREATIVE THINKING Strategy


POSTERS

plus MONTHLY ORGANIZERS

NAME/GROUP _____

S.C.A.M.P.E.R.

JUNE BRAINSTORMING ORGANIZER

 Original: Flip Flops	S Substitute What could be used instead of shoes?
C Combine Combine the flip flops with something else.	A Alter/Add Something How can the shoes be changed?
M Magnify or Minify What could be made bigger or more than?	P Put to Other Uses How could the shoes be used in another way?
E Eliminate Eliminate some part of the flip flops.	R Rearrange or Reverse How could some of the flip flops be changed?

© Savvy Sparks



We all have days when ***EVERYONE*** needs a brain break!

S.C.A.M.P.E.R. increases higher order thinking!

It can be used on its own, or incorporated into curriculum units. It can take as little as 20 minutes, depending on your level of kids. (You will need to go through the process with your students ahead of time, but they'll get the hang of it in no time!)

Here's how it works: Your students choose an object- actual ones in the classroom or a photograph of an object work best- and they think creatively to change the original idea into something new! Students do NOT have to do every component of S.C.A.M.P.E.R.

This **differentiates** for different learning styles!

Included:

- p. 3 – 11 S.C.A.M.P.E.R. Posters
- p. 12 S.C.A.M.P.E.R. Blank Brainstorming Organizer
- p. 13 - 36 S.C.A.M.P.E.R. Monthly Ideas! Color & Blackline Versions
 - January: New Year's hat
 - February: Valentine's Day cards
 - March: garden shovel
 - April: Earth Day
 - May: watering can
 - June: flip flop
 - July: fan
 - August: sand bucket
 - September: pencil sharpener
 - October: pumpkin bucket
 - November: rake
 - December: mitten
- p. 37 – 42 **BONUS** S.C.A.M.P.E.R. Ideas! Color & Blackline Versions
 - Tennis Ball
 - Light Bulb
 - Umbrella
- p. 43 S.C.A.M.P.E.R. Report

I hope these organizers SPARK your students' creative thinking!



S

Substitute a certain part of the original object.

C

Combine elements of object with something else.

A

Alter or Add: Change one part of the object.

M

Magnify or Minify: Change the size of one part of the object.

P

Put to Other Use: Explain other uses for this object.

E

Eliminate: Remove part of the object.

R

Rearrange or Reverse: Move parts of the object around.



S **Substitute** a certain part of the original object.

C **Combine** elements of object with something else.

A **Alter or Add:** Change one part of the object.

M **Magnify or Minify:** Change the size of one part of the object.

P **Put to Other Use:** Explain other uses for this object.

E **Eliminate:** Remove part of the object.

R **Rearrange or Reverse:** Move parts of the object around.

© Spivey Sparks



S **Substitute** a certain part of the original object.

C **Combine** elements of object with something else.

A **Alter or Add:** Change one part of the object.

M **Magnify or Minify:** Change the size of one part of the object.

P **Put to Other Use:** Explain other uses for this object.

E **Eliminate:** Remove part of the object.

R **Rearrange or Reverse:** Move parts of the object around.

© Spivey Sparks



S **Substitute** a certain part of the original object.

C **Combine** elements of object with something else.

A **Alter or Add:** Change one part of the object.

M **Magnify or Minify:** Change the size of one part of the object.

P **Put to Other Use:** Explain other uses for this object.

E **Eliminate:** Remove part of the object.

R **Rearrange or Reverse:** Move parts of the object around.

© Spivey Sparks



S **Substitute** a certain part of the original object.

C **Combine** elements of object with something else.

A **Alter or Add:** Change one part of the object.


M **Magnify or Minify:** Change the size of one part of the object.

P **Put to Other Use:** Explain other uses for this object.

E **Eliminate:** Remove part of the object.

R **Rearrange or Reverse:** Move parts of the object around.

© Spivey Sparks



Substitute



Substitute a certain part
of the original object.

Who else or what else instead?




Combine



Combine elements of
object with something else.

What other object could you put with this?



Alter or Add



Change or enhance one
part of the object.

Motion? Sound? Color? New Twist?




Magnify or Minify



Change the **size** of one part of the object.

More Time? Stronger? Larger? Omit?




Put to Other Use



Explain other uses for this object.

How else can it be used? New Function?




Eliminate



Remove part of the object.

What can be taken away? Stop Action?



Rearrange or Reverse



Move parts of the object
around.

Backwards? Upside Down? Tilt? Pattern?

NAME/GROUP: _____

S.C.A.M.P.E.R.

BRAINSTORMING ORGANIZER

Original

S: Substitute

C: Combine

A: Alter/Add Something

M: Magnify or Minify

P: Put to Other Uses

E: Eliminate

R: Rearrange or Reverse

NAME/GROUP: _____

S.C.A.M.P.E.R.

JANUARY BRAINSTORMING ORGANIZER



Original: New Year's Hat

S: Substitute

What could be used instead of a pom-pom on top?

C: Combine

Combine the party hat with another item.

A: Alter/Add Something

How can the hat be changed?

M: Magnify or Minify

What could be made bigger or smaller?

P: Put to Other Uses

How could the hat be used after New Years?

E: Eliminate

Eliminate some part of the hat.

R: Rearrange or Reverse

How could the hat be changed or flipped?

NAME/GROUP: _____

S.C.A.M.P.E.R.

JANUARY BRAINSTORMING ORGANIZER



Original: New Year's Hat

S: Substitute

What could be used instead of a pom-pom on top?

C: Combine

Combine the party hat with another item.

A: Alter/Add Something

How can the hat be changed?

M: Magnify or Minify

What could be made bigger or smaller?

P: Put to Other Uses

How could the hat be used after New Years?

E: Eliminate

Eliminate some part of the hat.


R: Rearrange or Reverse

How could the hat be changed or flipped?

NAME/GROUP: _____

S.C.A.M.P.E.R.

FEBRUARY BRAINSTORMING ORGANIZER



Original: Valentine's Day cards

S: Substitute

What else could be used instead of love?

C: Combine

Combine the card with another item.

A: Alter/Add Something

How could the way they are given be changed?

M: Magnify or Minify

What could be made bigger or smaller?

P: Put to Other Uses

How can the cards be used instead of given away?

E: Eliminate

Eliminate some part of the card.


R: Rearrange or Reverse

How could giving cards be reversed?

NAME/GROUP: _____

S.C.A.M.P.E.R.

FEBRUARY BRAINSTORMING ORGANIZER



Original: Valentine's Day cards

S: Substitute

What else could be used instead of love?

C: Combine

Combine the card with another item.

A: Alter/Add Something

How could the way they are given be changed?

M: Magnify or Minify

What could be made bigger or smaller?

P: Put to Other Uses

How can the cards be used instead of given away?

E: Eliminate

Eliminate some part of the card.


R: Rearrange or Reverse

How could giving cards be reversed?

NAME/GROUP: _____

S.C.A.M.P.E.R.

MARCH BRAINSTORMING ORGANIZER



Original: Garden Shovel

S: Substitute

What could be used instead of a straight handle?

C: Combine

Combine the shovel with another item.

A: Alter/Add Something

How can the shovel be changed?

M: Magnify or Minify

What could be made bigger or taken away?

P: Put to Other Uses

How could the shovel be used in another way?

E: Eliminate

Eliminate some part of the shovel.

R: Rearrange or Reverse

How could parts of the shovel be changed around?

NAME/GROUP: _____

S.C.A.M.P.E.R.

MARCH BRAINSTORMING ORGANIZER



Original: Garden Shovel

S: Substitute

What could be used instead of a straight handle?

C: Combine

Combine the shovel with another item.

A: Alter/Add Something

How can the shovel be changed?

M: Magnify or Minify

What could be made bigger or taken away?

P: Put to Other Uses

How could the shovel be used in another way?

E: Eliminate

Eliminate some part of the shovel.

R: Rearrange or Reverse

How could parts of the shovel be changed around?

NAME/GROUP: _____



APRIL BRAINSTORMING ORGANIZER

Original: Recyclable Object

S: Substitute

C: Combine

A: Alter/Add Something

M: Magnify or Minify

P: Put to Other Uses

E: Eliminate

R: Rearrange or Reverse

NAME/GROUP: _____

EARTH DAY S.C.A.M.P.E.R.

APRIL BRAINSTORMING ORGANIZER

Original: Recyclable Object

S: Substitute

C: Combine

A: Alter/Add Something

M: Magnify or Minify

P: Put to Other Uses


E: Eliminate

R: Rearrange or Reverse

NAME/GROUP: _____

S.C.A.M.P.E.R.

MAY BRAINSTORMING ORGANIZER



Original: Watering Can

S: Substitute

What could be used instead of the spout?

C: Combine

Combine the watering can with another item.

A: Alter/Add Something

How can the *motion* of using the can be changed?

M: Magnify or Minify

What could be made bigger or smaller?

P: Put to Other Uses

What can you do with this besides water plants?

E: Eliminate

Eliminate some part of the watering can.

R: Rearrange or Reverse

How could the can be changed /used backwards?

NAME/GROUP: _____

S.C.A.M.P.E.R.

MAY BRAINSTORMING ORGANIZER



Original: Watering Can

S: Substitute

What could be used instead of the spout?

C: Combine

Combine the watering can with another item.

A: Alter/Add Something

How can the *motion* of using the can be changed?

M: Magnify or Minify

What could be made bigger or smaller?

P: Put to Other Uses

What can you do with this besides water plants?

E: Eliminate

Eliminate some part of the watering can.

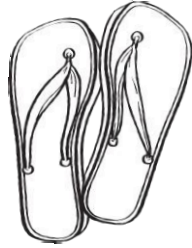
R: Rearrange or Reverse

How could the can be changed /used backwards?

NAME/GROUP: _____

S.C.A.M.P.E.R.

JUNE BRAINSTORMING ORGANIZER



Original: Flip Flops

S: Substitute

What could be used instead of straps?

C: Combine

Combine the flip flops with another item.

A: Alter/Add Something

How can the shoes be changed?

M: Magnify or Minify

What could be made bigger or taken away?

P: Put to Other Uses

How could the shoes be used in another way?

E: Eliminate

Eliminate some part of the flip flops.

R: Rearrange or Reverse

How could parts of the flip flops be changed?

NAME/GROUP: _____

S.C.A.M.P.E.R.

JUNE BRAINSTORMING ORGANIZER



Original: Flip Flops

S: Substitute

What could be used instead of straps?

C: Combine

Combine the flip flops with another item.

A: Alter/Add Something

How can the shoes be changed?

M: Magnify or Minify

What could be made bigger or taken away?

P: Put to Other Uses

How could the shoes be used in another way?

E: Eliminate

Eliminate some part of the flip flops.

R: Rearrange or Reverse

How could parts of the flip flops be changed?

NAME/GROUP: _____

S.C.A.M.P.E.R.

JULY BRAINSTORMING ORGANIZER



Original: Grill

S: Substitute

What could be used instead of the stand?

C: Combine

Combine the grill with another item.

A: Alter/Add Something

How can the grill be changed?

M: Magnify or Minify

What could be made bigger or taken away?

P: Put to Other Uses

How could the grill be used in another way?

E: Eliminate

Eliminate some part of the grill.

R: Rearrange or Reverse

How could parts of the grill be moved around?

NAME/GROUP: _____

S.C.A.M.P.E.R.

JULY BRAINSTORMING ORGANIZER



Original: Grill

S: Substitute

What could be used instead of the stand?

C: Combine

Combine the grill with another item.

A: Alter/Add Something

How can the grill be changed?

M: Magnify or Minify

What could be made bigger or taken away?

P: Put to Other Uses

How could the grill be used in another way?

E: Eliminate

Eliminate some part of the grill.

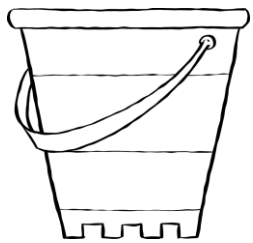
R: Rearrange or Reverse

How could parts of the grill be moved around?

NAME/GROUP: _____

S.C.A.M.P.E.R.

AUGUST BRAINSTORMING ORGANIZER



Original: Sand Bucket

S: Substitute

What could be used instead of the bottom?

C: Combine

Combine the bucket with another item.

A: Alter/Add Something

How can the bucket be changed?

M: Magnify or Minify

What could be made bigger or taken away?

P: Put to Other Uses

How could the bucket be used in another way?

E: Eliminate

Remove some part of the sand bucket.

R: Rearrange or Reverse

How could parts of the bucket be changed?

NAME/GROUP: _____

S.C.A.M.P.E.R.

AUGUST BRAINSTORMING ORGANIZER



Original: Sand Bucket

S: Substitute

What could be used instead of the bottom?

C: Combine

Combine the bucket with another item.

A: Alter/Add Something

How can the bucket be changed?

M: Magnify or Minify

What could be made bigger or taken away?

P: Put to Other Uses

How could the bucket be used in another way?

E: Eliminate

Remove some part of the sand bucket.

R: Rearrange or Reverse

How could parts of the bucket be changed?

NAME/GROUP: _____

S.C.A.M.P.E.R.

SEPTEMBER BRAINSTORMING ORGANIZER



Original: Pencil Sharpener

S: Substitute

What could be used instead of the base?

C: Combine

Combine the sharpener with another item.

A: Alter/Add Something

How can the sharpener be changed?

M: Magnify or Minify

What could be made bigger or taken away?

P: Put to Other Uses

How could the sharpener be used in another way?

E: Eliminate

Remove some part of the pencil sharpener.


R: Rearrange or Reverse

How could parts of the sharpener be changed?

NAME/GROUP: _____

S.C.A.M.P.E.R.

SEPTEMBER BRAINSTORMING ORGANIZER



Original: Pencil Sharpener

S: Substitute

What could be used instead of the base?

C: Combine

Combine the sharpener with another item.

A: Alter/Add Something

How can the sharpener be changed?

M: Magnify or Minify

What could be made bigger or taken away?

P: Put to Other Uses

How could the sharpener be used in another way?

E: Eliminate

Remove some part of the pencil sharpener.

R: Rearrange or Reverse

How could parts of the sharpener be changed?

NAME/GROUP: _____

S.C.A.M.P.E.R.

OCTOBER BRAINSTORMING ORGANIZER



Original: Pumpkin Candy Bucket

S: Substitute

What could be used instead of the face?

C: Combine

Combine the bucket with another item.

A: Alter/Add Something

What can be added to the bucket?

M: Magnify or Minify

What could be made bigger or taken away?

P: Put to Other Uses

How could the bucket be used after Halloween?

E: Eliminate

Remove some part of the bucket.

R: Rearrange or Reverse

How could parts of the bucket be changed?

NAME/GROUP: _____

S.C.A.M.P.E.R.

OCTOBER BRAINSTORMING ORGANIZER



Original: Pumpkin Candy Bucket

S: Substitute

What could be used instead of the face?

C: Combine

Combine the bucket with another item.

A: Alter/Add Something

What can be added to the bucket?

M: Magnify or Minify

What could be made bigger or taken away?

P: Put to Other Uses

How could the bucket be used after Halloween?

E: Eliminate

Remove some part of the bucket.

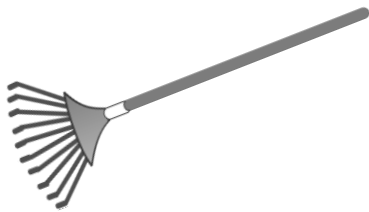
R: Rearrange or Reverse

How could parts of the bucket be changed?

NAME/GROUP: _____

S.C.A.M.P.E.R.

NOVEMBER BRAINSTORMING ORGANIZER



Original: Rake

S: Substitute

What could be used instead of the comb?

C: Combine

Combine the rake with another item.

A: Alter/Add Something

What can be added to the rake?

M: Magnify or Minify

What could be made bigger or taken away?

P: Put to Other Uses

How could the rake be used as another tool?

E: Eliminate

Remove some part of the rake.


R: Rearrange or Reverse

How could parts of the rake be changed?

NAME/GROUP: _____

S.C.A.M.P.E.R.

NOVEMBER BRAINSTORMING ORGANIZER



Original: Rake

S: Substitute

What could be used instead of the comb?

C: Combine

Combine the rake with another item.

A: Alter/Add Something

What can be added to the rake?

M: Magnify or Minify

What could be made bigger or taken away?

P: Put to Other Uses

How could the rake be used as another tool?

E: Eliminate

Remove some part of the rake.

R: Rearrange or Reverse

How could parts of the rake be changed?

NAME/GROUP: _____

S.C.A.M.P.E.R.

DECEMBER BRAINSTORMING ORGANIZER



Original: Mitten

S: Substitute

What could be used instead of the cuff?

C: Combine

Combine the mitten with another item.

A: Alter/Add Something

What can be added to the mitten?

M: Magnify or Minify

What could be made bigger or taken away?

P: Put to Other Uses

How could the mitten be used as another tool?

E: Eliminate

Remove some part of the mitten.

R: Rearrange or Reverse

How could parts of the mitten be changed?

NAME/GROUP: _____

S.C.A.M.P.E.R.

DECEMBER BRAINSTORMING ORGANIZER



Original: Mitten

S: Substitute

What could be used instead of the cuff?

C: Combine

Combine the mitten with another item.

A: Alter/Add Something

What can be added to the mitten?

M: Magnify or Minify

What could be made bigger or taken away?

P: Put to Other Uses

How could the mitten be used as another tool?

E: Eliminate

Remove some part of the mitten.


R: Rearrange or Reverse

How could parts of the mitten be changed?

NAME/GROUP: _____

S.C.A.M.P.E.R.

BRAINSTORMING ORGANIZER



Original: Tennis Ball

S: Substitute

What else could be used instead of a ball?

C: Combine

Combine two types of sports equipment.

A: Alter/Add Something

How can the ball be adapted to use technology?

M: Magnify or Minify

What could be made bigger or smaller?

P: Put to Other Uses

How could old tennis balls be used in a new way?

E: Eliminate

Eliminate the lines or colors.

R: Rearrange or Reverse

How could the rules or use be changed or flipped?

NAME/GROUP: _____

S.C.A.M.P.E.R.

BRAINSTORMING ORGANIZER



Original: Tennis Ball

S: Substitute

What else could be used instead of a ball?

C: Combine

Combine two types of sports equipment.

A: Alter/Add Something

How can the ball be adapted to use technology?

M: Magnify or Minify

What could be made bigger or smaller?

P: Put to Other Uses

How could old tennis balls be used in a new way?

E: Eliminate

Eliminate the lines or colors.

R: Rearrange or Reverse

How could the rules or use be changed or flipped?

NAME/GROUP: _____

S.C.A.M.P.E.R.

BRAINSTORMING ORGANIZER



Original: Light Bulb

S: Substitute

What else could be used instead of a bulb?

C: Combine

Combine the original light bulb with something else.

A: Alter/Add Something

How can the light bulb be changed?

M: Magnify or Minify

What could be made bigger or smaller?

P: Put to Other Uses

How could light bulbs be used in a new way?

E: Eliminate

Eliminate part of the light bulb.

R: Rearrange or Reverse

How the way it turns on be changed?

NAME/GROUP: _____

S.C.A.M.P.E.R.

BRAINSTORMING ORGANIZER



Original: Light Bulb

S: Substitute

What else could be used instead of a bulb?

C: Combine

Combine the original light bulb with something else.

A: Alter/Add Something

How can the light bulb be changed?

M: Magnify or Minify

What could be made bigger or smaller?

P: Put to Other Uses

How could light bulbs be used in a new way?

E: Eliminate

Eliminate part of the light bulb.

R: Rearrange or Reverse

How the way it turns on be changed?

NAME/GROUP: _____

S.C.A.M.P.E.R.

BRAINSTORMING ORGANIZER



Original: Umbrella

S: Substitute

What else could be used instead of a handle?

C: Combine

Combine the original umbrella with something else.

A: Alter/Add Something

How can the umbrella be changed?

M: Magnify or Minify

What could be made bigger or smaller?

P: Put to Other Uses

How could umbrellas be used in a new way?

E: Eliminate

Eliminate part of the umbrella.

R: Rearrange or Reverse

How the way it opens be changed?

NAME/GROUP: _____

S.C.A.M.P.E.R.

BRAINSTORMING ORGANIZER



Original: Umbrella

S: Substitute

What else could be used instead of a handle?

C: Combine

Combine the original umbrella with something else.

A: Alter/Add Something

How can the umbrella be changed?

M: Magnify or Minify

What could be made bigger or smaller?

P: Put to Other Uses

How could umbrellas be used in a new way?

E: Eliminate

Eliminate part of the umbrella.

R: Rearrange or Reverse

How the way it opens be changed?

Name: _____

S.C.A.M.P.E.R. REPORT



NEW PRODUCT SKETCH

Name of Product: _____

Product Description:

Thank You for your Purchase!

Terms of Use:



TpT



I am thankful you chose to purchase a Spivey Sparks classroom resource! I hope it serves your students well. Please consider leaving feedback by returning to your purchase page. You will earn TpT credits towards future purchases, and I will learn from you and your experience. Would you like to be notified when new products are available? Use the links to the left to follow me on TpT and social media. Each time I release a new resource, I offer a 50% discount the first 48 hours.

~Stephanie Spivey~

You May

- Use this digital download for personal or student use within your classroom.
- Receive future updates to this resource through your purchase page on TpT, at no additional cost.
- Purchase additional licenses at a discounted price for other teachers' use. (Are you considering this resource for school or district-wide distribution? Contact me directly about discount license pricing.)

You May Not

- Send or copy any part of this resource to be used by colleagues or friends.
- Upload this resource to any internet site or website for available for download. This is a violation of the Digital Millennium Copyright Act (DMCA). These posts can be picked up in an internet search, then shared freely.
- Upload this product or use it for inspiration to create a like-copy for sale or free.


Thanks for respecting my work! If you are unsure if you can use this resource in a specific way, please reach out via email. I will gladly answer questions you have about this resource or other Spivey Sparks products. Email: spiveysparks@gmail.com

Thank you to these artists for creating the fonts, frames, and clip art used in this set! Check out their stores on TpT.



Creative Thinking Resources:

DESIGN-a-TOY
using **BLOCKS**




with **CREATIVE THINKING**

Spivey Sparks

Finish the Picture
with **CREATIVE THINKING**

15 Graphics + Writing Prompt



Fall Edition

Spivey Sparks

Finish the Picture
with **CREATIVE THINKING**

15 Graphics + Writing Prompt



Spring Edition

Spivey Sparks

Finish the Picture
with **CREATIVE THINKING**

15 Graphics + Writing Prompt



Summer Edition

Spivey Sparks

Finish the Picture
with **CREATIVE THINKING**

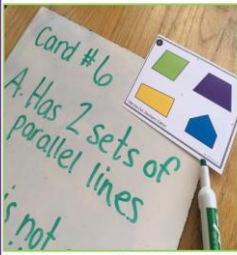
15 Graphics + Writing Prompt



Winter Edition

Spivey Sparks

GEOMETRY
ODD-one-OUT



Task Cards plus Constructed Response

with **CREATIVE THINKING**

Grades 2, 3, and 4

Spivey Sparks

COUNTING MONEY using **PATTERN BLOCKS**




Leveled Task Cards

with **CREATIVE THINKING**

Grades 2, 3, and 4

Spivey Sparks


Cube Puzzlers
with **CREATIVE THINKING**



3 Levels of Difficulty

Spivey Sparks

WRITING PROMPTS
WHERE in the WORLD?



using **CREATIVE THINKING**

Grades 2, 3, and 4

Spivey Sparks