


# Finish the Picture

with  
**CREATIVE**  
Thinking



Summer Edition



# Teacher Notes:

Creative Thinking is fostered through these **Finish the Pictures SUMMER EDITION** drawing tasks. Students will be given a template, with the task of incorporating the image into a larger scene or picture. The original image must be **PART** of a new creation. Afterwards, students can use the template at the end of the set to write about how they merged the image into a new scene.

These activities can be used as part of:

- Summer Bulletin Board Display
- Gifted/Student Portfolio
- Hidden Picture Challenge

Have fun using your creative thinking caps!

~Stephanie Spivey~




Name: \_\_\_\_\_

Date: \_\_\_\_\_

# Finish the Picture

Use your imagination to adapt a SUMMER image creatively in a drawing. The item should become **part** of something **new**. Adding color to the entire box makes it eye-catching!

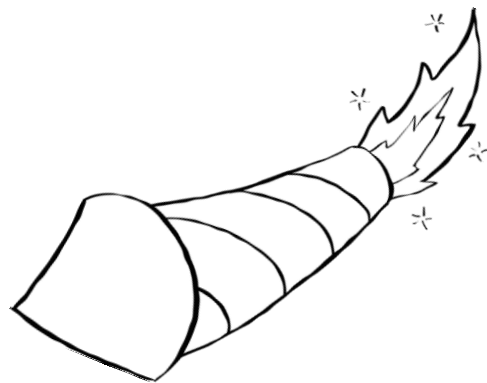


Name: \_\_\_\_\_

Date: \_\_\_\_\_

# Finish the Picture

Use your imagination to adapt a SUMMER image creatively in a drawing. The item should become **part** of something **new**. Adding color to the entire box makes it eye-catching!



Name: \_\_\_\_\_

Date: \_\_\_\_\_

# Finish the Picture

Use your imagination to adapt a SUMMER image creatively in a drawing. The item should become **part** of something **new**. Adding color to the entire box makes it eye-catching!



Name: \_\_\_\_\_

Date: \_\_\_\_\_

# Finish the Picture

Use your imagination to adapt a SUMMER image creatively in a drawing. The item should become **part** of something **new**. Adding color to the entire box makes it eye-catching!




Name: \_\_\_\_\_

Date: \_\_\_\_\_

# Finish the Picture

Use your imagination to adapt a SUMMER image creatively in a drawing. The item should become **part** of something **new**. Adding color to the entire box makes it eye-catching!




Name: \_\_\_\_\_

Date: \_\_\_\_\_

# Finish the Picture

Use your imagination to adapt a SUMMER image creatively in a drawing. The item should become **part** of something **new**. Adding color to the entire box makes it eye-catching!





Name: \_\_\_\_\_

Date: \_\_\_\_\_

# Finish the Picture

Use your imagination to adapt a SUMMER image creatively in a drawing. The item should become **part** of something **new**. Adding color to the entire box makes it eye-catching!



Name: \_\_\_\_\_

Date: \_\_\_\_\_

# Finish the Picture

Use your imagination to adapt a SUMMER image creatively in a drawing. The item should become **part** of something **new**. Adding color to the entire box makes it eye-catching!

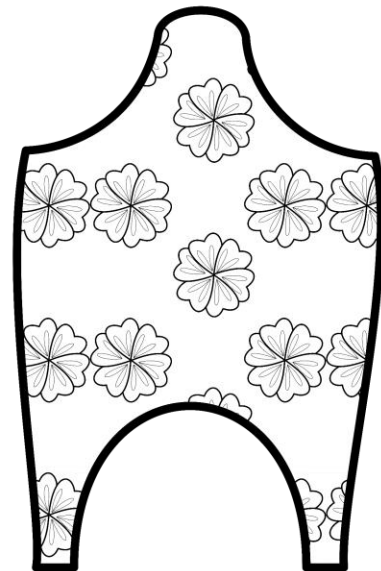


Name: \_\_\_\_\_

Date: \_\_\_\_\_

# Finish the Picture

Use your imagination to adapt a SUMMER image creatively in a drawing. The item should become **part** of something **new**. Adding color to the entire box makes it eye-catching!

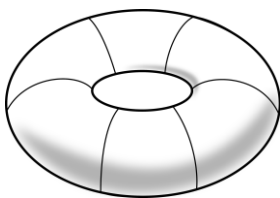


Name: \_\_\_\_\_

Date: \_\_\_\_\_

# Finish the Picture

Use your imagination to adapt a SUMMER image creatively in a drawing. The item should become **part** of something **new**. Adding color to the entire box makes it eye-catching!




Name: \_\_\_\_\_

Date: \_\_\_\_\_

# Finish the Picture

Use your imagination to adapt a SUMMER image creatively in a drawing. The item should become **part** of something **new**. Adding color to the entire box makes it eye-catching!




Name: \_\_\_\_\_

Date: \_\_\_\_\_

# Finish the Picture

Use your imagination to adapt a SUMMER image creatively in a drawing. The item should become **part** of something **new**. Adding color to the entire box makes it eye-catching!




Name: \_\_\_\_\_

Date: \_\_\_\_\_

# Finish the Picture

Use your imagination to adapt a SUMMER image creatively in a drawing. The item should become **part** of something **new**. Adding color to the entire box makes it eye-catching!




Name: \_\_\_\_\_

Date: \_\_\_\_\_

# Finish the Picture

Use your imagination to adapt a SUMMER image creatively in a drawing. The item should become **part** of something **new**. Adding color to the entire box makes it eye-catching!





Name: \_\_\_\_\_

Date: \_\_\_\_\_

# Finish the Picture

Use your imagination to adapt a SUMMER image creatively in a drawing. The item should become **part** of something **new**. Adding color to the entire box makes it eye-catching!




Name: \_\_\_\_\_

Date: \_\_\_\_\_

# Finish the Picture

Use your **imagination** to adapt your own **creative** SUMMER image in a drawing. The item should become **part** of something **new**.  
Adding color to the entire box makes it eye-catching!




Name: \_\_\_\_\_

Date: \_\_\_\_\_

# Finish the Picture

Use your imagination to adapt a SUMMER image creatively in a drawing. The item should become **part** of something **new**. Adding color to the entire box makes it eye-catching!



Name: \_\_\_\_\_

Date: \_\_\_\_\_

# Finish the Picture

Use your imagination to adapt a SUMMER image creatively in a drawing. The item should become **part** of something **new**. Adding color to the entire box makes it eye-catching!




Name: \_\_\_\_\_

Date: \_\_\_\_\_

# Finish the Picture

Use your imagination to adapt a SUMMER image creatively in a drawing. The item should become **part** of something **new**. Adding color to the entire box makes it eye-catching!



Name: \_\_\_\_\_

Date: \_\_\_\_\_

# Finish the Picture

Use your imagination to adapt a SUMMER image creatively in a drawing. The item should become **part** of something **new**. Adding color to the entire box makes it eye-catching!



Name: \_\_\_\_\_

Date: \_\_\_\_\_

# Finish the Picture

Use your imagination to adapt a SUMMER image creatively in a drawing. The item should become **part** of something **new**. Adding color to the entire box makes it eye-catching!




Name: \_\_\_\_\_

Date: \_\_\_\_\_

# Finish the Picture

Use your imagination to adapt a SUMMER image creatively in a drawing. The item should become **part** of something **new**. Adding color to the entire box makes it eye-catching!






Name: \_\_\_\_\_

Date: \_\_\_\_\_

# Finish the Picture

Use your imagination to adapt a SUMMER image creatively in a drawing. The item should become **part** of something **new**. Adding color to the entire box makes it eye-catching!




Name: \_\_\_\_\_

Date: \_\_\_\_\_

# Finish the Picture

Use your imagination to adapt a SUMMER image creatively in a drawing. The item should become **part** of something **new**. Adding color to the entire box makes it eye-catching!

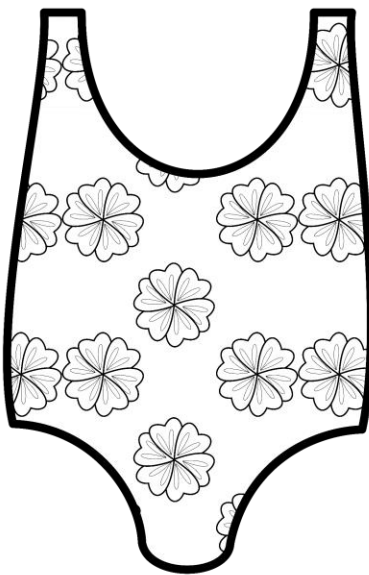


Name: \_\_\_\_\_

Date: \_\_\_\_\_

# Finish the Picture

Use your imagination to adapt a SUMMER image creatively in a drawing. The item should become **part** of something **new**. Adding color to the entire box makes it eye-catching!




Name: \_\_\_\_\_

Date: \_\_\_\_\_

# Finish the Picture

Use your imagination to adapt a SUMMER image creatively in a drawing. The item should become **part** of something **new**. Adding color to the entire box makes it eye-catching!

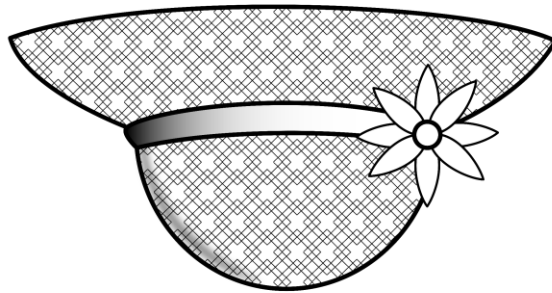


Name: \_\_\_\_\_

Date: \_\_\_\_\_

# Finish the Picture

Use your imagination to adapt a SUMMER image creatively in a drawing. The item should become **part** of something **new**. Adding color to the entire box makes it eye-catching!




Name: \_\_\_\_\_

Date: \_\_\_\_\_

# Finish the Picture

Use your imagination to adapt a SUMMER image creatively in a drawing. The item should become **part** of something **new**. Adding color to the entire box makes it eye-catching!




Name: \_\_\_\_\_

Date: \_\_\_\_\_

# Finish the Picture

Use your imagination to adapt a SUMMER image creatively in a drawing. The item should become **part** of something **new**. Adding color to the entire box makes it eye-catching!




Name: \_\_\_\_\_

Date: \_\_\_\_\_

# Finish the Picture

Use your imagination to adapt a SUMMER image creatively in a drawing. The item should become **part** of something **new**. Adding color to the entire box makes it eye-catching!






Name: \_\_\_\_\_

Date: \_\_\_\_\_

# Finish the Picture

Use your imagination to adapt a SUMMER image creatively in a drawing. The item should become **part** of something **new**. Adding color to the entire box makes it eye-catching!




Name: \_\_\_\_\_

Date: \_\_\_\_\_

# Finish the Picture

Use your **imagination** to adapt your own **creative** SUMMER image in a drawing. The item should become **part** of something new.  
Adding color to the entire box makes it eye-catching!



Name: \_\_\_\_\_

Date: \_\_\_\_\_

# Sizzling Creative Art

Write about how you used your **imagination** to adapt a SUMMER image **creatively** into a drawing. Explain how the item became **part** of something new.

Handwriting practice lines consisting of multiple sets of solid top and bottom lines with a dashed midline.

Name: \_\_\_\_\_

Date: \_\_\_\_\_

# Sizzling Creative Art!

Write about how you used your **imagination** to adapt a SUMMER image **creatively** into a drawing. Explain how the item became **part** of something **new**.

Handwriting practice area consisting of 20 sets of horizontal lines. Each set includes a solid top line, a dashed middle line, and a solid bottom line.

# Thank You!

## Terms of Use:

This product was created for TpT. Each page is copywrite protected. Your digital download is for use by one teacher within your classroom. It may not be uploaded to another site. If more teachers would like to use these activities, please return to your purchase page to buy additional licenses,

at a discounted price.

Let's Stay  
Connected!




to earn tpt credits:

After reviewing my product, please return to your purchase page & leave feedback.


~SPIVEY SPARKS~

Thank you to these teacher authors for fonts, frames, and clip art! Click buttons to check out their TpT stores.





# Check Out These CREATIVE Thinking Resources!


Finish the Picture  
with  
**CREATIVE Thinking**  
Winter Edition  
  
Spivey Sparks

**STEAM**  
ALL CHALLENGES BUNDLE  
  
Data, Organizers & Leveled Texts  
Spivey Sparks

Finish the Picture  
with  
**CREATIVE Thinking**  
Spring Edition  
  
Spivey Sparks


Finish the Picture  
with  
**CREATIVE Thinking**  
Fall Edition  
  
Spivey Sparks

Where in the World?  
using  
**CREATIVE Thinking**  
Writing Prompts  
  
Spivey Sparks

Pattern Block Money Counting  
20 Leveled Task Cards  
using  
**CREATIVE Thinking**  
Analyzing Skills  
  
Spivey Sparks

Fostering  
**CREATIVE Thinking**  
with  
**SCAMPER**  
Spivey Sparks

Design-a-Toy  
with  
**BLOCKS**  
using  
**CREATIVE Thinking**  
  
Spivey Sparks

Geometry  
Odd-one-Out Cards  
using  
**CREATIVE Thinking**  
Logic Reasoning  
  
Spivey Sparks