

Finish the Picture

with
CREATIVE
Thinking



Winter Edition



Teacher Notes:

Creative Thinking is fostered through these **Finish the Pictures WINTER EDITION** drawing tasks. Students will be given a template, with the task of incorporating the image into a larger scene or picture. The original image must be **PART** of a new creation. Afterwards, students can use the template at the end of the set to write about how they merged the image into a new scene.

These activities can be used as part of:

- Winter Bulletin Board Display
- Gifted/Student Portfolio
- Hidden Picture Challenge

Have fun using your creative thinking caps!

~Stephanie Spivey~



Name: _____

Date: _____

Finish the Picture

Use your imagination to adapt a WINTER image creatively in a drawing. The item should become **part** of something new.
Adding color to the entire box makes it eye-catching!



Name: _____

Date: _____

Finish the Picture

Use your imagination to adapt a WINTER image creatively in a drawing. The item should become **part** of something new.
Adding color to the entire box makes it eye-catching!




Name: _____

Date: _____

Finish the Picture

Use your imagination to adapt a WINTER image creatively in a drawing. The item should become part of something new.
Adding color to the entire box makes it eye-catching!



Name: _____

Date: _____

Finish the Picture

Use your imagination to adapt a WINTER image creatively in a drawing. The item should become **part** of something new. Adding color to the entire box makes your it eye-catching!



Name: _____

Date: _____

Finish the Picture

Use your imagination to adapt a WINTER image creatively in a drawing. The item should become **part** of something new.
Adding color to the entire box makes it eye-catching!

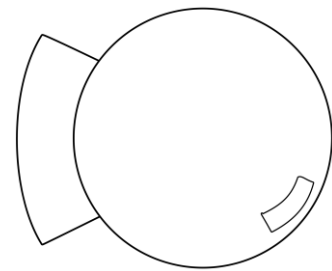


Name: _____

Date: _____

Finish the Picture

Use your imagination to adapt a WINTER image creatively in a drawing. The item should become **part** of something new.
Adding color to the entire box makes it eye-catching!




Name: _____

Date: _____

Finish the Picture

Use your imagination to adapt a WINTER image creatively in a drawing. The item should become **part** of something new.
Adding color to the entire box makes it eye-catching!




Name: _____

Date: _____

Finish the Picture

Use your imagination to adapt a WINTER image creatively in a drawing. The item should become **part** of something new.
Adding color to the entire box makes it eye-catching!

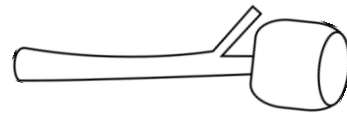


Name: _____

Date: _____

Finish the Picture

Use your imagination to adapt a WINTER image creatively in a drawing. The item should become **part** of something new.
Adding color to the entire box makes it eye-catching!

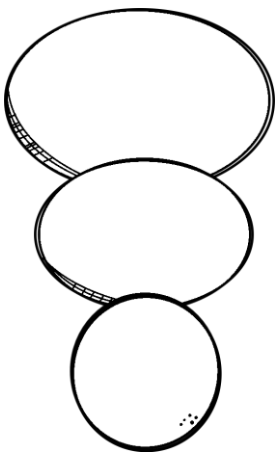


Name: _____

Date: _____

Finish the Picture

Use your imagination to adapt a WINTER image creatively in a drawing. The item should become **part** of something new.
Adding color to the entire box makes it eye-catching!

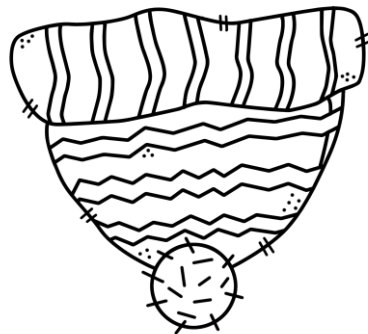


Name: _____

Date: _____

Finish the Picture

Use your imagination to adapt a WINTER image creatively in a drawing. The item should become **part** of something new.
Adding color to the entire box makes it eye-catching!




Name: _____

Date: _____

Finish the Picture

Use your imagination to adapt a WINTER image creatively in a drawing. The item should become **part** of something new.
Adding color to the entire box makes it eye-catching!

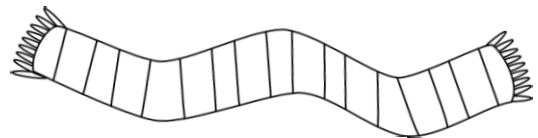


Name: _____

Date: _____

Finish the Picture

Use your imagination to adapt a WINTER image creatively in a drawing. The item should become **part** of something new.
Adding color to the entire box makes it eye-catching!

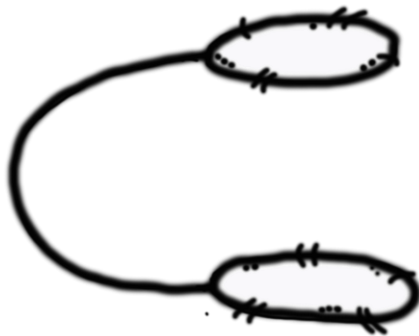


Name: _____

Date: _____

Finish the Picture

Use your imagination to adapt a WINTER image creatively in a drawing. The item should become **part** of something new.
Adding color to the entire box makes it eye-catching!





Name: _____

Date: _____

Finish the Picture

Use your imagination to adapt a WINTER image creatively in a drawing. The item should become **part** of something new.
Adding color to the entire box makes it eye-catching!




Name: _____

Date: _____

Finish the Picture

Use your imagination to adapt your own WINTER image creatively in a drawing. The item should become part of something new.
Add color to the entire box to make it eye-catching!



Name: _____

Date: _____

Finish the Picture

Use your imagination to adapt a WINTER image creatively in a drawing. The item should become **part** of something new.
Adding color to the entire box makes it eye-catching!



Name: _____

Date: _____

Finish the Picture

Use your imagination to adapt a WINTER image creatively in a drawing. The item should become **part** of something new.
Adding color to the entire box makes it eye-catching!




Name: _____

Date: _____

Finish the Picture

Use your imagination to adapt a WINTER image creatively in a drawing. The item should become **part** of something new.
Adding color to the entire box makes it eye-catching!



Name: _____

Date: _____

Finish the Picture

Use your imagination to adapt a WINTER image creatively in a drawing. The item should become **part** of something new.
Adding color to the entire box makes it eye-catching!




Name: _____

Date: _____

Finish the Picture

Use your imagination to adapt a WINTER image creatively in a drawing. The item should become **part** of something new.
Adding color to the entire box makes it eye-catching!

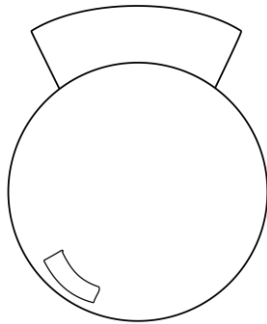


Name: _____

Date: _____

Finish the Picture

Use your imagination to adapt a WINTER image creatively in a drawing. The item should become **part** of something new.
Adding color to the entire box makes it eye-catching!




Name: _____

Date: _____

Finish the Picture

Use your imagination to adapt a WINTER image creatively in a drawing. The item should become **part** of something new.
Adding color to the entire box makes it eye-catching!




Name: _____

Date: _____

Finish the Picture

Use your imagination to adapt a WINTER image creatively in a drawing. The item should become **part** of something new.
Adding color to the entire box makes it eye-catching!

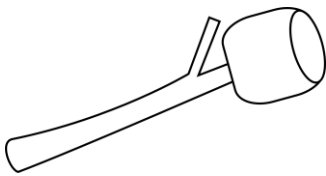


Name: _____

Date: _____

Finish the Picture

Use your imagination to adapt a WINTER image creatively in a drawing. The item should become **part** of something new.
Adding color to the entire box makes it eye-catching!

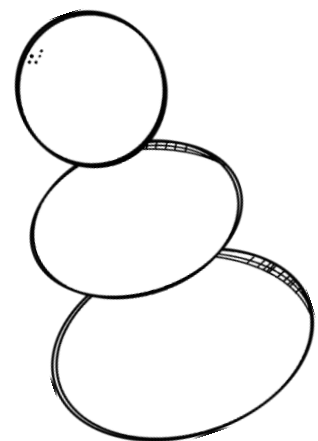


Name: _____

Date: _____

Finish the Picture

Use your imagination to adapt a WINTER image creatively in a drawing. The item should become **part** of something new.
Adding color to the entire box makes it eye-catching!



Name: _____

Date: _____

Finish the Picture

Use your imagination to adapt a WINTER image creatively in a drawing. The item should become **part** of something new.
Adding color to the entire box makes it eye-catching!




Name: _____

Date: _____

Finish the Picture

Use your imagination to adapt a WINTER image creatively in a drawing. The item should become **part** of something new.
Adding color to the entire box makes it eye-catching!

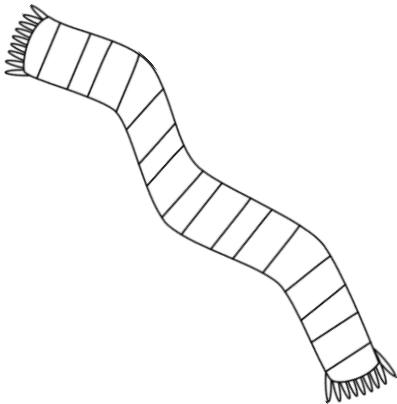


Name: _____

Date: _____

Finish the Picture

Use your imagination to adapt a WINTER image creatively in a drawing. The item should become **part** of something new.
Adding color to the entire box makes it eye-catching!



Name: _____

Date: _____

Finish the Picture

Use your imagination to adapt a WINTER image creatively in a drawing. The item should become **part** of something new.
Adding color to the entire box makes it eye-catching!

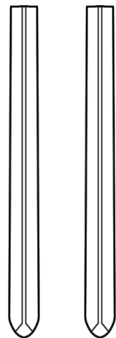


Name: _____

Date: _____

Finish the Picture

Use your imagination to adapt a WINTER image creatively in a drawing. The item should become **part** of something new.
Adding color to the entire box makes it eye-catching!




Name: _____

Date: _____

Finish the Picture

Use your imagination to adapt your own WINTER image creatively in a drawing. The item should become part of something new.
Add color to the entire box to make it eye-catching!



Thank You!

Terms of Use:

This product was created for TpT. Each page is copywrite protected. Your digital download is for use by one teacher within your classroom. It may not be uploaded to another site. If more teachers would like to use these activities, please return to your purchase page to buy additional licenses,

at a discounted price.

Let's Stay
Connected!



to earn tpt credits:

After reviewing my product, please return to your purchase page & leave feedback.

~SPIVEY SPARKS~

Thank you to these teacher authors for fonts, frames, and clip art! Click buttons to check out their TpT stores.



Check Out These CREATIVE Thinking Resources!


Finish the Picture
with
CREATIVE
Thinking




Fall Edition




Where in the World?
using
CREATIVE
Thinking



Writing Prompts




Pattern Block
Money Counting
20 Leveled Task Cards
using
CREATIVE
Thinking




Total: \$5.52

Analyzing Skills




Fostering
CREATIVE
Thinking
with
SCAMPER



Design-a-Toy
with
BLOCKS
using
CREATIVE
Thinking



Geometry
Odd-one-Out Cards
using
CREATIVE
Thinking



Logic Reasoning

