

Finish the Picture

Fall Edition

with

CREATIVE

Thinking



# Teacher Notes:

Creative Thinking is fostered through these **Finish the Pictures FALL EDITION** drawing tasks. Students will be given a template, with the task of incorporating the image into a larger scene or picture. The original image must be **PART** of a new creation. Afterwards, students can use the template at the end of the set to write about how they merged the image into a new scene.

These activities can be used as part of:

- Fall Bulletin Board Display
- Gifted/Student Portfolio
- Hidden Picture Challenge

Have fun using your creative thinking caps!

~Stephanie Spivey~




Name: \_\_\_\_\_

Date: \_\_\_\_\_

# Finish the Picture

Use your **imagination** to incorporate the image **creatively** in a drawing. The item should become **part** of something **new**.




Name: \_\_\_\_\_

Date: \_\_\_\_\_

# Finish the Picture

Use your **imagination** to incorporate the image **creatively** in a drawing. The item should become **part** of something **new**.

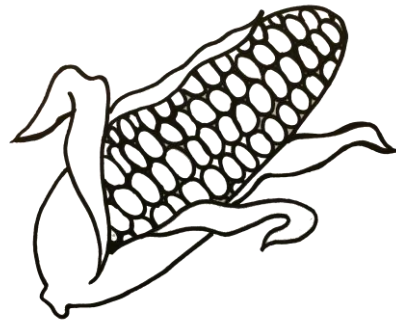


Name: \_\_\_\_\_

Date: \_\_\_\_\_

# Finish the Picture

Use your imagination to incorporate the image creatively in a drawing. The item should become part of something new.

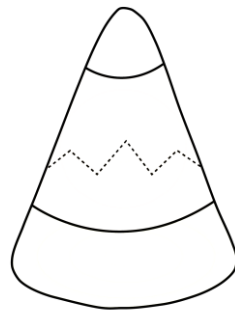


Name: \_\_\_\_\_

Date: \_\_\_\_\_

# Finish the Picture

Use your **imagination** to incorporate the image **creatively** in a drawing. The item should become **part** of something **new**.

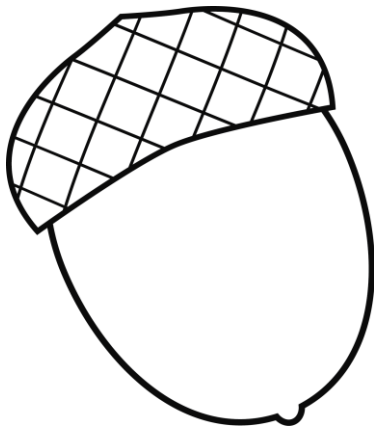


Name: \_\_\_\_\_

Date: \_\_\_\_\_

# Finish the Picture

Use your **imagination** to incorporate the image **creatively** in a drawing. The item should become **part** of something **new**.




Name: \_\_\_\_\_

Date: \_\_\_\_\_

# Finish the Picture

Use your **imagination** to incorporate the image **creatively** in a drawing. The item should become **part** of something **new**.






Name: \_\_\_\_\_

Date: \_\_\_\_\_

# Finish the Picture

Use your **imagination** to incorporate the image **creatively** in a drawing. The item should become **part** of something **new**.



Name: \_\_\_\_\_

Date: \_\_\_\_\_

# Finish the Picture

Use your imagination to incorporate the image creatively in a drawing. The item should become part of something new.

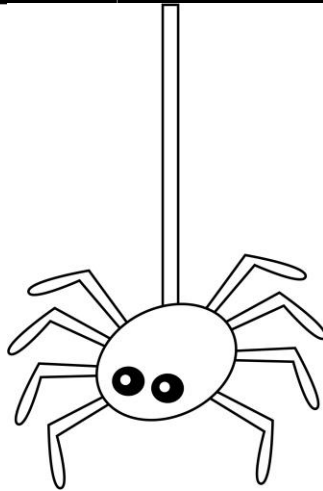


Name: \_\_\_\_\_

Date: \_\_\_\_\_

# Finish the Picture

Use your imagination to incorporate the image creatively in a drawing. The item should become **part** of something new.

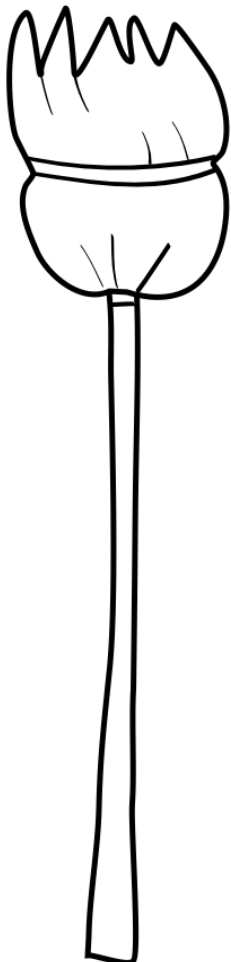


Name: \_\_\_\_\_

Date: \_\_\_\_\_

# Finish the Picture

Use your imagination to incorporate the image creatively in a drawing. The item should become **part** of something new.

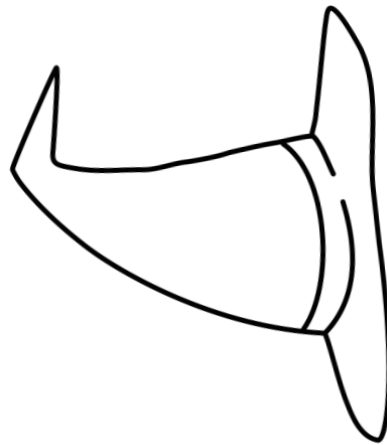


Name: \_\_\_\_\_

Date: \_\_\_\_\_

# Finish the Picture

Use your **imagination** to incorporate the image **creatively** in a drawing. The item should become **part** of something **new**.

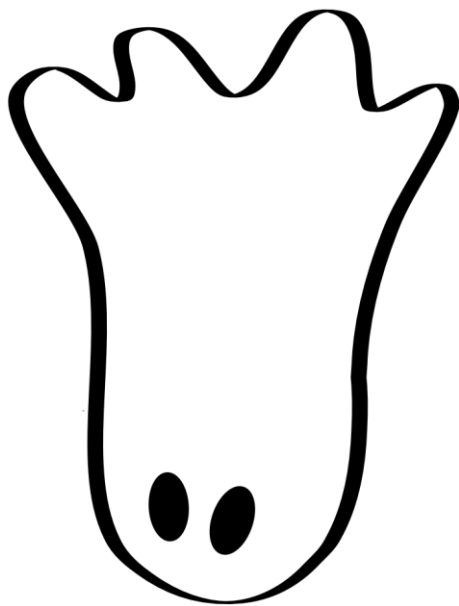


Name: \_\_\_\_\_

Date: \_\_\_\_\_

# Finish the Picture

Use your imagination to incorporate the image creatively in a drawing. The item should become **part** of something new.

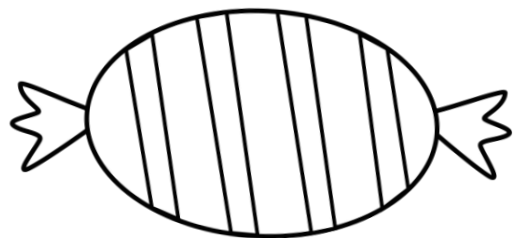


Name: \_\_\_\_\_

Date: \_\_\_\_\_

# Finish the Picture

Use your **imagination** to incorporate the image **creatively** in a drawing. The item should become **part** of something **new**.




Name: \_\_\_\_\_

Date: \_\_\_\_\_

# Finish the Picture

Use your imagination to incorporate the image creatively in a drawing. The item should become part of something new.






Name: \_\_\_\_\_

Date: \_\_\_\_\_

# Finish the Picture

Use your imagination to incorporate the image creatively in a drawing. The item should become **part** of something new.




Name: \_\_\_\_\_

Date: \_\_\_\_\_

# Finish the Picture

Use your **imagination** to adapt a FALL image **creatively** in a drawing. The item should become **part** of something **new**.



Name: \_\_\_\_\_

Date: \_\_\_\_\_

# Falling for Creative Art!

Write about how you used your imagination to adapt a FALL image creatively into a drawing. Explain how the item became part of something new.

---

---

---

---

---

---

---

---

---

---

---

---

---

---

---

---

---

---

---

---

---

---

---

---

---


---

Name: \_\_\_\_\_

Date: \_\_\_\_\_

# Finish the Picture

Use your **imagination** to incorporate the image **creatively** in a drawing. The item should become **part** of something **new**.




Name: \_\_\_\_\_

Date: \_\_\_\_\_

# Finish the Picture

Use your **imagination** to incorporate the image **creatively** in a drawing. The item should become **part** of something **new**.




Name: \_\_\_\_\_

Date: \_\_\_\_\_

# Finish the Picture

Use your imagination to incorporate the image creatively in a drawing. The item should become part of something new.

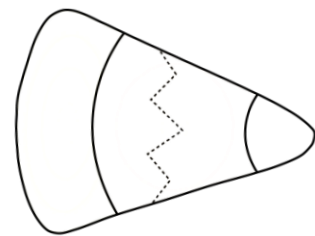


Name: \_\_\_\_\_

Date: \_\_\_\_\_

# Finish the Picture

Use your **imagination** to incorporate the image **creatively** in a drawing. The item should become **part** of something **new**.




Name: \_\_\_\_\_

Date: \_\_\_\_\_

# Finish the Picture

Use your **imagination** to incorporate the image **creatively** in a drawing. The item should become **part** of something **new**.






Name: \_\_\_\_\_

Date: \_\_\_\_\_

# Finish the Picture

Use your **imagination** to incorporate the image **creatively** in a drawing. The item should become **part of something new**.

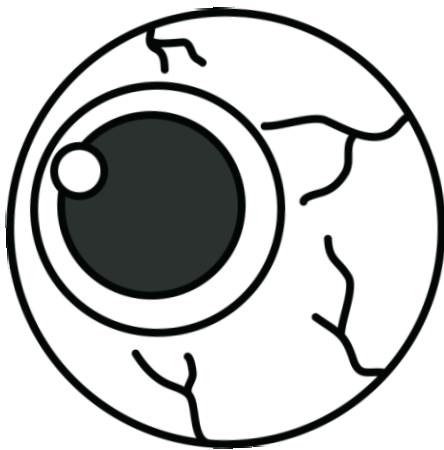


Name: \_\_\_\_\_

Date: \_\_\_\_\_

# Finish the Picture

Use your imagination to incorporate the image creatively in a drawing. The item should become part of something new.



Name: \_\_\_\_\_

Date: \_\_\_\_\_

# Finish the Picture

Use your imagination to incorporate the image creatively in a drawing. The item should become **part** of something new.




Name: \_\_\_\_\_

Date: \_\_\_\_\_

# Finish the Picture

Use your imagination to incorporate the image creatively in a drawing. The item should become part of something new.




Name: \_\_\_\_\_

Date: \_\_\_\_\_

# Finish the Picture

Use your **imagination** to incorporate the image **creatively** in a drawing. The item should become **part** of something **new**.




Name: \_\_\_\_\_

Date: \_\_\_\_\_

# Finish the Picture

Use your imagination to incorporate the image creatively in a drawing. The item should become **part** of something new.




Name: \_\_\_\_\_

Date: \_\_\_\_\_

# Finish the Picture

Use your imagination to incorporate the image creatively in a drawing. The item should become part of something new.




Name: \_\_\_\_\_

Date: \_\_\_\_\_

# Finish the Picture

Use your imagination to incorporate the image creatively in a drawing. The item should become **part** of something new.






Name: \_\_\_\_\_

Date: \_\_\_\_\_

# Finish the Picture

Use your imagination to incorporate the image creatively in a drawing. The item should become part of something new.

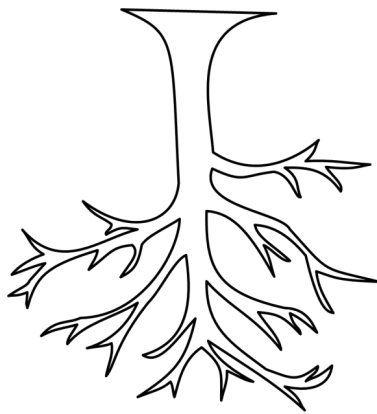


Name: \_\_\_\_\_

Date: \_\_\_\_\_

# Finish the Picture

Use your imagination to incorporate the image creatively in a drawing. The item should become part of something new.




Name: \_\_\_\_\_

Date: \_\_\_\_\_

# Finish the Picture

Use your imagination to adapt a FALL image creatively in a drawing. The item should become part of something new.



Name: \_\_\_\_\_

Date: \_\_\_\_\_

# Falling for Creative Art!

Write about how you used your *imagination* to adapt a FALL image *creatively* into a drawing. Explain how the item became *part* of something new.

---

---

---

---

---

---

---

---

---

---

---

---

---

---

---

---

---

---

---

---

---

---

---

---

---

---

---

---

---

---

# Thank You!

## Terms of Use:

This product was created for TpT. Each page is copywrite protected. Your digital download is for use by one teacher within your classroom. It may not be uploaded to another site. If more teachers would like to use these activities, please return to your purchase page to buy additional licenses,

at a discounted price.

Let's Stay  
Connected!



to earn tpt credits:

After reviewing my product, please return to your purchase page & leave feedback.

~SPIVEY SPARKS~

Thank you to these teacher authors for fonts, frames, and clip art! Click buttons to check out their TpT stores.



# Check Out These

# CREATIVE

# Thinking

# Products!

