

# Finish the Picture

## FREE School Edition



5 Drawing + Writing Prompts

Created By Spivey Sparks

# Note to Teacher

Creative Thinking is fostered through this Finish the Picture **SCHOOL EDITION FREEBIE**. Students are given a prompt, with the task of incorporating a school graphic into a larger scene or picture. The original image must be **PART** of a new creation, no longer the original item. Afterwards, students use the writing template at the end of the set to share about how they merged the image into a new scene.

These activities can be used as part of:

- Back to School Bulletin Board Display
- Gifted/Student Portfolio
- Hidden Picture Challenge

Have Fun Using Your Creative Thinking Caps!

~Stephanie Spivey~

Check out the  
4 Seasons  
Bundle!




Name: \_\_\_\_\_

Date: \_\_\_\_\_

# Finish the Picture

Use your **imagination** to adapt a SCHOOL image **creatively** in a drawing. The item should become **part** of something new.

Adding color to the entire box makes it eye-catching!




Name: \_\_\_\_\_

Date: \_\_\_\_\_

# Finish the Picture

Use your **imagination** to adapt a SCHOOL image **creatively** in a drawing. The item should become **part** of something new.

Adding color to the entire box makes it eye-catching!




Name: \_\_\_\_\_

Date: \_\_\_\_\_

# Finish the Picture

Use your **imagination** to adapt a SCHOOL image **creatively** in a drawing. The item should become **part** of something new.

Adding color to the entire box makes it eye-catching!



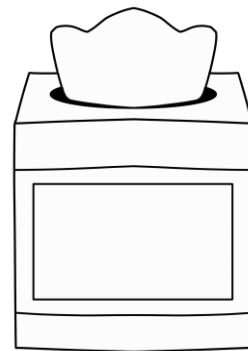
Name: \_\_\_\_\_

Date: \_\_\_\_\_

# Finish the Picture

Use your **imagination** to adapt a SCHOOL image **creatively** in a drawing. The item should become **part** of something new.

Adding color to the entire box makes it eye-catching!





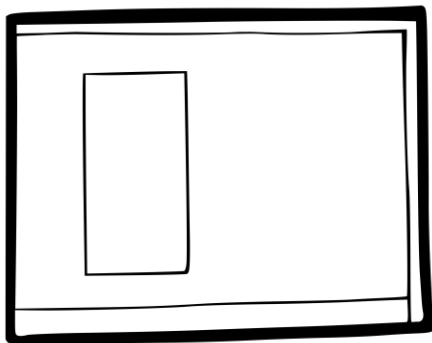
Name: \_\_\_\_\_

Date: \_\_\_\_\_

# Finish the Picture

Use your **imagination** to adapt a SCHOOL image **creatively** in a drawing. The item should become **part** of something new.

Adding color to the entire box makes it eye-catching!




Name: \_\_\_\_\_

Date: \_\_\_\_\_

# Finish the Picture

Use your **imagination** to adapt a SCHOOL image **creatively** in a drawing. The item should become **part** of something new.

Adding color to the entire box makes it eye-catching!





Name: \_\_\_\_\_

Date: \_\_\_\_\_

# Finish the Picture

Use your **imagination** to adapt a SCHOOL image **creatively** in a drawing. The item should become **part** of something new.

Adding color to the entire box makes it eye-catching!




Name: \_\_\_\_\_

Date: \_\_\_\_\_

# Finish the Picture

Use your **imagination** to adapt a SCHOOL image **creatively** in a drawing. The item should become **part** of something new.

Adding color to the entire box makes it eye-catching!



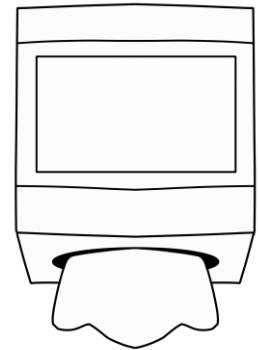
Name: \_\_\_\_\_

Date: \_\_\_\_\_

# Finish the Picture

Use your **imagination** to adapt a SCHOOL image **creatively** in a drawing. The item should become **part** of something new.

Adding color to the entire box makes it eye-catching!




Name: \_\_\_\_\_

Date: \_\_\_\_\_

# Finish the Picture

Use your **imagination** to adapt a SCHOOL image **creatively** in a drawing. The item should become **part** of something new.

Adding color to the entire box makes it eye-catching!



Name: \_\_\_\_\_

Date: \_\_\_\_\_

# Sizzling Creative Art

Write about how you used your **imagination** to adapt a SCHOOL image **creatively** into a drawing. Explain how the item became **part** of something **new**.

Handwriting practice lines consisting of multiple sets of solid top and bottom lines with a dashed midline.

Name: \_\_\_\_\_

Date: \_\_\_\_\_

# Sizzling Creative Art

Write about how you used your **imagination** to adapt a SCHOOL image **creatively** into a drawing. Explain how the item became **part** of something **new**.

Handwriting practice lines consisting of multiple sets of solid top and bottom lines with a dashed midline.

# Thank You for your Download!

## Terms of Use:



TpT



I am thankful you chose to purchase a Spivey Sparks classroom resource! I hope it serves your students well. I would love to hear how you use these activities in your classroom. **Did you know you earn TpT credits for feedback left on paid products? Go to your purchase tab to see purchases you have not yet left feedback.** You earn TpT credits towards future purchases while teacher-authors learn from you! Would you like to be notified when my new products are available? Use the links to the left to follow me on TpT and social media. Each time a new resource is released, I offer 50% discount the first 48 hours.

~Stephanie Spivey~

### You May


- Use this digital download for personal or student use within your classroom.
- Receive future updates to this resource through your purchase page on TpT, at no additional cost.
- Send a link to this resource in my TpT store to colleagues for them to download, too!
- Provide feedback on the resource! I love hearing your students' experience and suggestions.

### You May Not

- Send or copy any part of this resource to be used by colleagues or friends.
- Upload this resource to any internet site or website for available for download. This is a violation of the Digital Millennium Copyright Act (DMCA). These posts can be picked up in an internet search, then shared freely.
- Upload this product or use it for inspiration to create a like-copy for sale or free.

Thanks for respecting my work! If you are unsure if you can use this resource in a specific way, please reach out via email. I will gladly answer questions you have about this resource or other Spivey Sparks products. Email: [spiveysparks@gmail.com](mailto:spiveysparks@gmail.com)

Thank you to these artists for creating the fonts, frames, and clip art used in this set! Check out their stores on TpT.





# MORE CREATIVE THINKING!



**DESIGN-a-TOY**  
using **BLOCKS**

with **CREATIVE THINKING**

**Spivey Sparks**

**Finish the Picture**  
with **CREATIVE THINKING**

15 Graphics + Writing Prompt

**Fall Edition**

**Spivey Sparks**

**Finish the Picture**  
with **CREATIVE THINKING**

15 Graphics + Writing Prompt

**Spring Edition**

**Spivey Sparks**

**Finish the Picture**  
with **CREATIVE THINKING**

15 Graphics + Writing Prompt

**Summer Edition**

**Spivey Sparks**

**Finish the Picture**  
with **CREATIVE THINKING**

15 Graphics + Writing Prompt

**Winter Edition**

**Spivey Sparks**

**GEOMETRY**  
**ODD-one-OUT**

Task Cards plus Constructed Response

with **CREATIVE THINKING**

Grades 2, 3, and 4

**Spivey Sparks**

**COUNTING MONEY** using **PATTERN BLOCKS**

**Total: \$5.52**

**Leveled Task Cards**

with **CREATIVE THINKING**

Grades 2, 3, and 4

**Spivey Sparks**

**S.C.A.M.P.E.R.**  
**CREATIVE THINKING** Strategy

**POSTERS**

plus **MONTHLY BRAINSTORMS!**

**Spivey Sparks**

**WRITING PROMPTS**  
**WHERE in the WORLD?**

using **CREATIVE THINKING**

Grades 2, 3, and 4

**Spivey Sparks**